















Marginal Plants: SPECIES	AVAILABILITY	HABIT	MAX HEIGHT	MAX DEPTH	POSITION	DENSITY PER M ²	IMAGE
ACORUS CALAMUS <i>Sweet Scented Rush</i>	MARCH-SEPT	CLUMP FORMING	110CM	0-30CM	SUN	5-7	
ALISMA PLANTAGO <i>Water Plantain</i>	MARCH-SEPT	CLUMP FORMING	85CM	0-15CM	SUN	5-7	
APIUM NODIFLORUM <i>Fools Water Cress</i>	MARCH-JULY	PROLIFIC	15CM	0-7CM	SHADE	4-5	
BUTOMUS UMBELLATUS <i>Flowering Rush</i>	APRIL –SEPT	CLUMP FORMING	90CM	0-10CM	SUN	5-7	



CALTHA PALUSTRIS <i>Marsh Marigold</i>	FEB-JUNE	CLUMP FORMING	30CM	0-10CM	PART SHADE	5-7	
CAREX ACUTIFORMIS <i>Lesser Pond Sedge</i>	MAR-SEPT	VIGOROUS	90CM	0-20CM	PART SHADE	3-7	
CAREX PENDULA <i>Pendulous Sedge</i>	MAR-SEPT	CLUMP FORMING	120CM	0-20CM	SUN	5-7	
CAREX PSEUDOCYPERUS <i>Cyperus Sedge</i>	MAR-SEPT	CLUMP FORMING	120CM	0-20CM	SUN	5-7	






CAREX RIPARIA <i>Greater Pond Sedge</i>	MAR-SEPT	VIGOROUS	120CM	0-20CM	PART SHADE	3-7	
GLYCERIA MAXIMA <i>Reed Sweet Grass</i>	MAR-SEPT	PROLIFIC	90CM	0-10CM	PART SHADE	3-5	
IRIS PSEUDACORUS <i>Yellow Flag Iris</i>	FEB-SEPT	CLUMP FORMING	110CM	0-15CM	SUN	5-7	




JUNCUS EFFUSUS <i>Soft Rush</i>	FEB-NOV	CLUMP FORMING	75CM	0-10CM	PART SHADE	5-7	
JUNCUS ARTICULATUS <i>Jointed Rush</i>	APRIL-SEPT	CLUMP FORMING	30CM	0-5CM	ANY	5-7	
JUNCUS INFLEXUS <i>Hard Rush</i>	FEB-NOV	CLUMP FORMING	75CM	0-5CM	PART SHADE	5-7	
LYTHRUM SALICARIA <i>Purple Loosestrife</i>	PURPLE	CLUMP FORMING	90CM	0-7CM	SUN	5-7	





MENTHA AQUATICA <i>Water Mint</i>	FEB-JUNE	CREEPING	60CM	0-6CM	PART SHADE	5-7	
MYOSOTIS PALUSTRIS <i>Water Forget-me-Not</i>	FEB-JUNE	CREEPING	20CM	0-7CM	SUN	5-7	
NASTURTIUM AQUATICUM <i>Water Cress</i>	FEB-JUNE	VIGOROUS	30CM	0-10CM	PART SHADE	5-7	
PHALARIS ARUNDINACEA <i>Reed Canary Grass</i>	MAR-AUG	VIGOROUS	90CM	0-10CM	SUN	5-7	



PHRAGMITES AUSTRALIS <i>Common Reed</i>	FEB-OCT	VIGOROUS	150CM	0-30CM	ANY	5-9	
RANUNCULUS FLAMMULA <i>Lesser Spearwort</i>	MAR-AUG	CREEPING	15CM	0-10CM	SHADE	5-7	
RANUNCULUS LINGUA <i>Greater Spearwort</i>	MAR-AUG	VIGOROUS	75CM	0-25CM	PART SHADE	3-5	

RUMEX HYDROLAPATHUM <i>Great Water-dock</i>	MAR-OCT	VIGOROUS	80CM	0-15CM	ANY	3-5	
SAGITTARIA SAGITTIFOLIA <i>Common Arrow Head</i>	APRIL-SEPT	CLUMP FORMING	90CM	0-30CM	ANY	5-8	
SCIRPUS LACUSTRIS <i>True Bull Rush (Schoenoplectus)</i>	MARCH-SEPT	VIGOROUS	120CM	0-30CM	SUN	4-7	

SCIRPUS MARITIMUS <i>Sea Club Rush</i>	MARCH-AUG	CREEPING	60CM	0-20CM	PART SHADE	4-7	
SCROPHULARIA AQUATICA <i>Water Figwort</i>	APRIL-SEPT	CLUMP FORMING	100CM	0-20CM	SHADE	4-7	
SPARGANIUM ERECTUM <i>Branched Burr-reed</i>	APRIL-SEPT	CREEPING	90CM	30-60CM	ANY	4-7	
TYPHA ANGUSTIFOLIA <i>Lesser Reed mace</i>	MARCH-OCT	PROLIFIC	150CM	0-30CM	ANY	4-7	
TYPHA LATIFOLIA <i>Greater Reed mace</i>	MAR-OCT	PROLIFIC	150CM	0-60CM	ANY	4-7	

VERONICA BECCABUNGA <i>Brook Lime</i>	FEB-MAY	CREEPING	15-20CM	0-7CM	PART SHADE	4-7	
Bog Plants: SPECIES	AVAILABILITY	HABIT	MAX HEIGHT	MAX DEPTH	POSITION	DENSITY PER M²	Image
CARDAMINE PRATENSIS <i>Cuckoo Flower</i>	MARCH-JUNE	CLUMP FORMING	30CM	BOG AREA	SUN	5-8	
EPILOBEUM HIRSUTUM <i>Greater Willow Herb</i>	APRIL- AUG	VIGOROUS	120CM	BOG AREA	ANY	4-8	

EUPATORIUM CANNABINUM <i>Hemp Agrimony</i>	MAY -SEPT	VIGOROUS	90CM	BOG AREA	ANY	4-8	
FILIPENDULA ULMARIA <i>Meadow Sweet</i>	MARCH-SEPT	MEDIUM	90CM	BOG AREA	PART SHADE	4-8	
LEUCANTHEMUM VULGARE <i>Ox-eye Daisy</i>	APRIL-JULY	MEDIUM	70CM	BOG AREA	SUN	4-9	
LYCHNIS FLOS-CUCULI <i>Ragged Robin</i>	MARCH-SEPT	MEDIUM	60CM	BOG AREA	ANY	4-9	

LYCOPUS EUROPAEUS <i>Gipsy Wort</i>	MARCH –SEPT	MEDIUM	80CM	BOG AREA	ANY	4-9	
PETASITES HYBRIDUS <i>Butterbur</i>	MARCH-JUNE	VIGOROUS	110CM	BOG AREA	ANY	4-6	
STACHYS PAULSTRIS <i>Marsh Woundwort</i>	APRIL-AUG	MEDIUM	100CM	BOG AREA	PT SHADE/SUN	4-9	